







music EXPRESS Skills Progression – children can...



	Year 1	Year 2	Year 3	Year 4	Year 5	Year 6
Singing	<p>Sing a song with contrasting high and low melodies (Unit 3)</p> <p>Control vocal dynamics, duration and timbre (Unit 4)</p> <p>Sing a song together as a group (Unit 7)</p> <p>Combine voices and movement to perform a chant and a song (Unit 11)</p> <p>Use voices to create descriptive sounds (Unit 12)</p> 	<p>Chant and sing in two parts while playing a steady beat (Unit 4)</p> <p>Sing with expression, paying attention to the pitch shape of the melody (Unit 8)</p> <p>Understand pitch through singing, movement, and note names (Unit 11)</p> <p>Prepare and improve a performance using movement, voice and percussion (Unit 12)</p>	<p>Sing in two-part harmony (Unit 1)</p> <p>Copy and create a wide range of vocal sounds to incorporate into a song (Unit 8)</p> <p>Sing in two parts (two different melodies) with movements and percussion (Unit 9)</p> <p>Perform a round in three parts (Unit 11)</p> 	<p>Perform a poem as an ensemble with rhythmic accuracy to a steady beat (Unit 1)</p> <p>Use beatbox techniques to imitate the sound of a drum kit (Units 1 & 3)</p> <p>Learn to sing partner songs (Unit 3)</p> <p>Sing a call and response song in a minor key in two groups (Unit 8)</p> <p>Sing a song with three simple independent parts (Unit 10)</p> <p>Combine singing, playing and dancing in a performance (Unit 11)</p>	<p>Prepare for a performance by considering narration, performance space, setting up and other logistics (Unit 1)</p> <p>Develop techniques of performing rap using texture and rhythm (Unit 2)</p> <p>Sing and play scales and chromatic melodies accurately (Unit 4)</p> <p>Sing and play percussion in a group piece with changes in tempo and dynamics (Unit 5)</p> <p>Sing a song in unison and three-part harmony (Unit 6)</p> <p>Sing with attention to accuracy in rhythm, pitch and dynamics (Unit 6)</p>	<p>Demonstrate understanding of pitch through singing from simple staff notation (Unit 1)</p> <p>Demonstrate understanding of beat and syncopation through singing and body percussion (Unit 1)</p> <p>Convey lyrical meaning through expressive singing in a part-song with echoes (Unit 2)</p> <p>Learn to sing major and minor note patterns accurately (Unit 2)</p> <p>Demonstrate planning, directing, and rehearsal skills through allocated roles, such as technicians and researchers (Unit 2)</p> <p>Develop, rehearse and perform a mini-musical, including dialogue, singing, playing and movement (Unit 4)</p> <p>Refine vocal performance with consideration of posture, breathing and enunciation (Unit 5)</p> <p>Perform complex song rhythms confidently (Unit 6)</p> <p>Change vocal tone to reflect mood and style (Unit 6)</p>
Playing instruments	<p>Identify and keep a steady beat using instruments (Unit 2)</p> <p>Explore and control dynamics, duration, and timbre with instruments (Unit 4)</p> <p>Play percussion instruments at different speeds (tempi) (Unit 5)</p> <p>Play and control changes in tempo (Unit 5)</p> <p>Explore sounds on instruments and find different ways to vary their sound (Unit 8)</p> <p>Use instruments to create descriptive sounds (Unit 12)</p> <p>Play fast, slow, loud, and quiet sounds on percussion instruments (Unit 9)</p>	<p>Listen to and repeat rhythmic patterns on body percussion and instruments (Unit 4)</p> <p>Play pitch lines on tuned percussion (Unit 5)</p> <p>Accompany a song with vocal, body percussion and instrumenta ostinati (Unit 8)</p> <p>Use instruments expressively in response to visual stimuli (Unit 12)</p>	<p>Accompany a song with a melodic ostinato on tuned percussion (Unit 1)</p> <p>Perform a pentatonic song with tuned and untuned accompaniment (Unit 5)</p> <p>Play independent parts in more than one metre simultaneously on body percussion, untuned and tuned percussion (Unit 6)</p> <p>Perform rhythmic ostinati individually and in combination (Unit 6)</p> <p>Understand and use pitch notations (Unit 7)</p> <p>Read simple rhythm notation (Unit 7)</p> <p>Create and perform from a symbol score (Unit 8)</p> <p>Read graphic notation to play a melody on tuned instruments (Unit 10)</p>	<p>Combine four body percussion ostinati as a song accompaniment (Unit 5)</p> <p>Play a pentatonic song with leaps in pitch on tuned percussion (Unit 6)</p> <p>Play and sing repeated patterns (ostinati) from staff notation (Unit 10)</p> <p>Play a piece with melody, chords, bass and rhythm parts from graphic, rhythm and staff notations (Unit 11)</p>	<p>Read a melody in staff notation (Unit 3)</p> <p>Interpret graphic notation on various soundmakers with an understanding of their qualities and capabilities (Unit 5)</p> <p>Perform music together in synchronisation with a short movie (Unit 5)</p> <p>Develop ensemble playing, focusing on steady beat and placing notes accurately together (Unit 6)</p> <p>Control short, loud sounds on a variety of instruments (Unit 6)</p>	<p>Demonstrate coordination and rhythm skills by participating in a complex circle game (Unit 1)</p> <p>Play a chordal accompaniment to a piece (Unit 3)</p> <p>Follow and interpret a complex graphic score for four instruments (Unit 3)</p> <p>Play tuned instrumental parts confidently from graphic scores with note names (Unit 6)</p>
Improvising/ exploring	<p>Improvise descriptive music (Unit 4)</p> <p>Respond to music through movement (Unit 4)</p> <p>Create a soundscape using instruments (Unit 7)</p> <p>Explore different sound sources and materials (Unit 7)</p> <p>Explore sounds on instruments and find different ways to vary their sound (Unit 8)</p>	<p>Explore timbre and texture to understand how sounds can be descriptive (Unit 3)</p> <p>Combine sounds to create a musical effect in response to visual stimuli (Unit 7)</p> <p>Explore voices to create descriptive musical effects (Unit 7)</p> <p>Explore different ways to organise music (Unit 10)</p>	<p>Improvise descriptive music (Unit 4)</p> <p>Improvise to an ostinato accompaniment (Unit 6)</p> <p>Explore simple accompaniments using beat and rhythm patterns (Unit 12)</p>	<p>Improvise in response to visual stimuli, with a focus on timbre (Unit 4)</p> <p>Explore household items as instruments and match rhythms with appropriate soundmakers (Unit 4)</p> <p>Improvise melodies with a given set of five notes (a pentatonic scale) (Unit 5)</p> <p>Explore layers and layering using a graphic score (Unit 7)</p> <p>Understand syncopation and clap improvised off-beat rhythms (Unit 10)</p>	<p>Develop accompaniments using ostinato and invent or improvise rhythms on untuned percussion (Unit 1)</p> <p>Learn about jazz scat singing and devise scat sounds (Unit 1)</p> <p>Play and improvise using the whole tone scale (Unit 2)</p> <p>Create musical effects using contrasting pitch (Unit 3)</p> <p>Interpret graphic notation on various soundmakers with an understanding of their qualities and capabilities (Unit 5)</p> <p>Learn about and explore techniques used in movie soundtracks (Unit 5)</p>	<p>Devise, combine and structure rhythms through dance (Unit 1)</p> <p>Improvise descriptive music on instruments and other soundmakers (Unit 4)</p>
Composing	<p>Invent and perform new rhythms to a steady beat (Unit 10)</p> <p>Create, play and combine simple word rhythms (Unit 11)</p> <p>Create a picture in sound (Unit 12)</p>	<p>Compose music to illustrate a story (Unit 9)</p> <p>Perform and create simple three- and four-beat rhythms using a simple score (Unit 10)</p>	<p>Select descriptive sounds to accompany a poem (Unit 1)</p> <p>Choose different timbres to make an accompaniment (Unit 1)</p> <p>Make choices about musical structure (Unit 2)</p> <p>Create and perform from a symbol score (Unit 8)</p> <p>Arrange an accompaniment with attention to balance and musical effect (Unit 11)</p> <p>Use a score and combine sounds to create different musical textures (Unit 12)</p>	<p>Compose an introduction for a song (Unit 2)</p> <p>Compose and notate pentatonic melodies on a graphic score (Unit 6)</p> <p>Compose a rap (Unit 9)</p> <p>Compose a fanfare (Unit 11)</p> <p>Compose and play sequences of word rhythms (Unit 12)</p>	<p>Develop a structure for a vocal piece and create graphic scores (Unit 3)</p> <p>Explore extended vocal techniques through listening to and composing 'a capella' (unaccompanied) vocal music based on graphic scores (Unit 3)</p> <p>Use the musical dimensions to create and perform music for a movie (Unit 5)</p> <p>Evaluate and refine compositions with reference to the inter-related dimensions of music (Unit 5)</p> <p>Create sounds for a movie, following a timesheet (Unit 5)</p>	<p>Revise, rehearse, and develop music for performance, with reference to the inter-related dimensions of music (Unit 3)</p> <p>Compose programme music from a visual stimulus (Unit 5)</p>
Listening	<p>Recognise and respond to changes in tempo in music (Unit 2)</p> <p>Identify changes in pitch and respond to them with movement (Unit 6)</p> <p>Understand how music can tell a story (Unit 9)</p> <p>Understand musical structure by listening and responding through movement (Unit 12)</p>	<p>Match descriptive sounds to images (Unit 3)</p> <p>Listen to and repeat back rhythmic patterns on instruments and body percussion (Unit 4)</p>	<p>Listen to and learn about Hindustani classical music (Unit 3)</p> <p>Learn how sounds are produced and how instruments are classified (Unit 3)</p> <p>Listen to and learn about traditional Chinese music (Unit 5)</p> <p>Listen to and learn about a Romantic piece of music (Unit 6)</p> <p>Listen to and learn about a medieval antiphon (Unit 7)</p> <p>Listen to, learn about, play and dance to Tudor dance music (Unit 7)</p>	<p>Understand how rhythmic articulation affects musical phrasing (Unit 1)</p> <p>Explore the descriptive music of two famous composers of the 20th and 21st century (Unit 2)</p> <p>Listen to and learn about 1940s dance band music (Unit 3)</p> <p>Listen to and play along with Bhangra music (Unit 4)</p> <p>Copy rhythms and a short melody (Unit 9)</p> <p>Match short rhythmic phrases with rhythm notation (Unit 10)</p> <p>Listen to and learn about Renaissance instruments (Unit 11)</p>	<p>Hear and understand the features of the whole tone scale (Unit 2)</p> <p>Listen to and learn about modern classical/avant garde music (20th century) (Unit 2)</p> <p>Learn about the music of an early Baroque opera (Unit 3)</p> <p>Demonstrate understanding of the effect of music in movies (Unit 5)</p>	<p>Follow and interpret a complex graphic score for four instruments (Unit 3)</p> <p>Experience and understand the effect of changing harmony (Unit 6)</p> <p>Listen to and understand modulation in a musical bridge (Unit 6)</p>
Appraising	<p>Identify a sequence of sounds (structure) in a piece of music (Unit 4)</p> <p>Listen in detail to a piece of orchestral music (e.g. identify instruments) (Unit 6)</p> <p>Identify metre by recognising its pattern (Unit 8)</p> <p>Identify a repeated rhythm pattern (Unit 10)</p> 	<p>Identify ways of producing sounds (e.g. shake, strike, pluck) (Unit 3)</p> <p>Identify rising and falling pitch (Unit 8)</p> <p>Listen in detail to a piece of orchestral music (e.g. identify how it depicts a season) (Unit 9)</p> <p>Use simple musical vocabulary to describe music (Unit 12)</p> <p>Listen, describe and respond to contemporary orchestral music (Unit 12)</p>	<p>Identify the metre in a piece of music (Unit 6)</p> <p>Recognise rhythm patterns in staff notation (Unit 6)</p> <p>Recognise pitch shapes (Unit 10)</p> 	<p>Identify different instrument groups from a recording (Unit 3)</p> <p>Describe the structure of a piece of orchestral music (Unit 5)</p> <p>Develop listening skills by analysing and comparing music from different traditions (Unit 6)</p> <p>Identify key features of minimalist music (Unit 7)</p> <p>Compare and contrast the structure of two pieces of music (Unit 7)</p> <p>Identify the metre of a new song or piece (Unit 10)</p> <p>Listen to and analyse 20th century ballet music (Unit 10)</p>	<p>Listen to a 19th century tone poem and describe its effects and use of the musical dimensions (Unit 2)</p> <p>Listen to and analyse 19th century impressionist music using musical vocabulary (Unit 2)</p> <p>Compare and contrast two pieces of 19th century Romantic music (Unit 3)</p> <p>Identify changes in tempo and their effects (Unit 5)</p> <p>Evaluate and refine compositions with reference to the inter-related dimensions of music (Unit 5)</p> <p>Explore and analyse a song arrangement and its structure (Unit 6)</p> <p>Rehearse, improve and analyse an ensemble performance, with attention to balance and staying in time (Unit 6)</p>	<p>Revise, rehearse, and develop music for performance, with reference to the inter-related dimensions of music (Unit 3)</p> <p>Discuss the music of a Russian Romantic composer with reference to a painting from the same period (Unit 5)</p> 