


Class 4 English Long-Term Plan

Cycle B 2023-2024 Cycle A 2024-2025

Cadmore End Class 4 Cycle B					
Autumn Term	Autumn Term	Spring Term	Spring Term	Summer Term	Summer Term
<p>Scientists and Inventors</p> <p>Black History Month</p>	<p>Earth and Space</p>	<p>The Amazing Americas</p>		<p>Exploring Eastern Europe</p>	<p>British History</p>
 <p>Town is by the Sea Joanne Schwartz, Sydney Smith</p>	 <p>The Song from Somewhere Else A F Harrold, Levi Pinfold</p>	 <p>Curiosity: The Story of a Mars Rover Markus Motum (sequence pending)</p>	 <p>Shackleton's Journey Willian Grill</p>	 <p>Tales from the Caribbean Trish Cooke, Joe Lillington</p>	 <p>Where Do You Go, Birdy Jones? Joanna Nadin</p>
<p>Purpose: Inform</p>	<p>Purpose: Entertain, inform</p>	<p>Purpose: Entertain, inform</p>	<p>Purpose: Inform, entertain</p>	<p>Purpose: Inform</p>	<p>Purpose: Entertain</p>
<p>Written Outcomes: (Auto)biographies Writing in role Referential write-up of research</p>	<p>Written Outcomes: Diaries & letters Character description Narrative</p>	<p>Written Outcomes: Documentary script Research reports</p>	<p>Written Outcomes: Drawing and annotating ♣ Note writing in role as character ♣ Reading journals ♣ Text marking ♣ Story mapping ♣ Character description ♣ List poetry ♣ Letter writing ♣ Instructions ♣ Log writing ♣ Newspaper</p>	<p>Written Outcomes: Playscript Oral Storytelling Narrative: Folk Tales</p>	<p>Written Outcomes: Information writing Writing in role Personal writing about transition</p>

			reports ♣ Speeches ♣ Recount ♣ Quote		
Grammar overview:	Grammar overview:	Grammar overview:	Grammar overview:	Grammar overview:	Grammar overview:
<p>First person narrative voice</p> <p>Tense choices</p> <p>Adverbials of time, place & number</p> <p>Prepositional phrases</p> <p>Punctuation for effect, clarity & cohesion Semi-colon, colon and dash to mark clauses/in lists</p> <p>Alliteration</p> <p>Verb prefixes (e.g., dis-, de-, mis-, re-)</p> <p>Repetition for impact</p> <p>Synonyms & antonyms</p> <p>Range of layout devices (e.g., headings, columns, tables)</p>	<p>Adverbials of time, place & number</p> <p>Exploring word families</p> <p>Formation of verbs using suffixes (-ate, -ise, -ify)</p> <p>Brackets, dashes or commas to indicate parenthesis</p> <p>Passive and active voice</p> <p>Semi-colon, colon and dash to mark clauses/in lists</p> <p>Adverbs or modal verbs for degrees of possibility</p> <p>Devices to build cohesion</p> <p>Explore levels of formality</p>	<p>Non-fiction explanatory voice</p> <p>Verb prefixes (e.g., dis-, de-, mis-, re-)</p> <p>Relative clauses</p> <p>Pronoun to aid cohesion</p> <p>Commas & parenthesis to clarify</p> <p>Adverbials of time, place & number</p> <p>Adverbs or modal verbs for degrees of possibility</p> <p>Paragraphs to organise ideas</p> <p>Subheadings to aid presentation</p> <p>Brackets, dashes or commas to indicate parenthesis</p> <p>Explore levels of formality</p>	<p>Tense choices Hyphens to avoid ambiguity</p> <p>Exploring language & meaning play</p> <p>Explore levels of formality</p> <p>Compare standard English forms and spoken forms</p> <p>Expression & empathetic language</p> <p>Figurative language, including metaphor, simile, personification</p> <p>Punctuation for effect, clarity & cohesion</p> <p>Synonyms & antonyms</p>	<p>Compare standard English forms and spoken forms, and features associated with the Caribbean islands</p> <p>Traditional Tale voice</p> <p>Figurative language, including metaphor, simile, personification</p> <p>Explore levels of formality</p> <p>Inverted commas to punctuate direct speech</p> <p>Synonyms & antonyms</p> <p>Devices to build cohesion within a paragraph</p> <p>Hyphens to avoid ambiguity</p>	<p>Progressive form of verbs to mark actions in progress</p> <p>Explore levels of formality</p> <p>Compare standard English forms and spoken forms</p> <p>Adverbials of time, place & number</p> <p>Brackets, dashes or commas to indicate parenthesis</p> <p>Devices to build cohesion within a paragraph</p> <p>Commas to clarify meaning/avoid ambiguity</p>

Key Vocabulary:

To recognise and use the terms;

Year 6: subject, object, active, passive, synonym, antonym, ellipsis, hyphen, colon, semi-colon and bullet points.

Year 5: modal verb, relative pronoun, relative clause, parenthesis, bracket, dash, cohesion and ambiguity.






Handwriting:


Pupils should be taught to:

-choosing which shape of a letter to use when given choices and deciding whether or not to join specific letters;

- choosing the writing implement that is best suited for a task.

Cadmore End Class 4 Cycle B

Autumn Term	Autumn Term	Spring Term	Spring Term	Summer Term	Summer Term
Benin	Trade and Economics	Heritage Day	Earth Day	Exploring Eastern Europe	British History
<p align="center">Corey's Rock Sita Brahmachari, Jane Ray</p> 	<p align="center">Varmints Helen Ward, Marc Craste</p> 	<p align="center">The Adventures of Odysseus Hugh Lupton & Daniel Morden, Christina Balit</p> 	<p align="center">Poems the Wind Blew In Karmelo C Iribarren, Riya Chowdhury</p> 	<p align="center">Mama Miti: Wangari Maathai & the Trees of Kenya Donna Jo Napoli, Kadir Nelson</p>	<p align="center">Runaway Robot Frank Cottrell Boyce, Steven Lenton</p> 

					
Written Outcomes: Memoir (illustrated) Documentary script Emails & postcards	Written Outcomes: Persuasive poster Newspaper article Writing in role	Written Outcomes: Newspaper article Speech writing Narrative in graphic form	Written Outcomes: Poetry in a range of forms	Written Outcomes: Science Investigation Summative Report Instruction Manual Persuasive speech	Written Outcomes: Writing in role: journal and letter Alternative viewpoint retelling Referential writing based on research
Purpose: Inform	Purpose: Persuade, inform	Purpose: Inform, entertain	Purpose: Entertain	Purpose: Inform, persuade	Purpose: Inform, entertain
Grammar overview: Tense choices Adverbs or modal verbs for degrees of possibility Synonyms & antonyms Verb prefixes (e.g., dis-, de-, mis-, re-) Figurative language, including metaphor, simile, personification Adverbials of time, place & number Commas to clarify or avoid ambiguity Compare standard English forms and spoken forms	Grammar overview: Progressive form of verbs to mark actions in progress Formation of verbs using suffixes (-ate, -ise, -ify) Figurative language, including metaphor, simile, personification Synonyms & antonyms Passive and active voice	Grammar overview: Traditional tale voice Commas to clarify or avoid ambiguity Progressive form of verbs to mark actions in progress Formation of verbs using suffixes (-ate, -ise, -ify) Brackets, dashes or commas to indicate parenthesis Explore levels of formality Adverbials of time, place & number Fronted adverbials & conjunctions in co-ordinating & relative clauses	Grammar overview: Verb prefixes (e.g., dis-, de-, mis-, re-) Looking at language Progressive form of verbs to mark actions in progress Brackets, dashes or commas to indicate parenthesis Tense choices Figurative language, including metaphor, simile, personification Passive and active voice Punctuation for effect, clarity & cohesion Synonyms & antonyms	Grammar overview: Non-fiction explanatory voice Identifying bias Passive and active voice Adverbs or modal verbs for degrees of possibility Range of layout devices (e.g., headings, columns, tables) Paragraphs to organise ideas Present perfect tense consistency Formation of verbs using suffixes (-ate, -ise, -ify) Semi-colon, colon	Grammar overview: Narrative voice Use of present tense and/or past tense Progressive form of verbs to mark actions in progress Devices to build cohesion within a paragraph Conjunctions and fronted adverbials Adverbs or modal verbs for degrees of possibility Compare standard English forms and spoken forms Direct Speech punctuation Explore levels of formality

<p>Direct Speech punctuation Range of layout devices (e.g., headings, columns, tables)</p>	<p>Independent clauses (semi-colon/colon/dash) Adverbs or modal verbs for degrees of possibility Wide range of cohesive devices (repetition, adverbials, ellipsis)</p>	<p>Devices to build cohesion within a paragraph</p>		<p>and dash to mark clauses and/or in lists Explore levels of formality</p>	
--	--	---	--	---	--

Key Vocabulary:
To recognise and use the terms;
Year 6: subject, object, active, passive, synonym, antonym, ellipsis, hyphen, colon, semi-colon and bullet points.
Year 5: modal verb, relative pronoun, relative clause, parenthesis, bracket, dash, cohesion and ambiguity.

Handwriting:
Pupils should be taught to:
-choosing which shape of a letter to use when given choices and deciding whether or not to join specific letters;
- choosing the writing implement that is best suited for a task.